


Print some for your friends and co-workers too!



Another service of ITS at The University of Texas at Austin.

SmartVoice phone access


- 1 Call the SmartVoice server access number, (512) 232-1000.
- 2 Enter your box number, followed by the # sign.
TIP: If you're calling from your own line, you can just press the # sign.
- 3 Enter your SmartVoice password and press the # sign.

SmartVoice web access

<https://smartvoice.utexas.edu>

SmartVoice help

<http://www.utexas.edu/its/smartvoice>
ITS Help Desk: (512) 475-9400



General

- * Help
- # Cancel/stop
- 5 Record
- 83 Log out

Listening


- 2 Play message/greeting
- 4 Previous message/greeting
- 6 Next message/greeting
- 76 Delete message
- 72 Play message envelope
- 73 Forward message
- 9 Call sender

Customizing Mailbox

- 82 Greeting menu
- 89 Spoken name menu
- 84 Change password

Create/send message

- 71 Send reply message
- 75 Create new message
- 70 Set message options
- 79 Send/unsend message



Another service of ITS at The University of Texas at Austin.

SmartVoice phone access


- 1 Call the SmartVoice server access number, (512) 232-1000.
- 2 Enter your box number, followed by the # sign.
TIP: If you're calling from your own line, you can just press the # sign.
- 3 Enter your SmartVoice password and press the # sign.

SmartVoice web access

<https://smartvoice.utexas.edu>

SmartVoice help

<http://www.utexas.edu/its/smartvoice>
ITS Help Desk: (512) 475-9400



General

- * Help
- # Cancel/stop
- 5 Record
- 83 Log out

Listening


- 2 Play message/greeting
- 4 Previous message/greeting
- 6 Next message/greeting
- 76 Delete message
- 72 Play message envelope
- 73 Forward message
- 9 Call sender

Customizing Mailbox

- 82 Greeting menu
- 89 Spoken name menu
- 84 Change password

Create/send message

- 71 Send reply message
- 75 Create new message
- 70 Set message options
- 79 Send/unsend message



Another service of ITS at The University of Texas at Austin.

SmartVoice phone access


- 1 Call the SmartVoice server access number, (512) 232-1000.
- 2 Enter your box number, followed by the # sign.
TIP: If you're calling from your own line, you can just press the # sign.
- 3 Enter your SmartVoice password and press the # sign.

SmartVoice web access

<https://smartvoice.utexas.edu>

SmartVoice help

<http://www.utexas.edu/its/smartvoice>
ITS Help Desk: (512) 475-9400



General

- * Help
- # Cancel/stop
- 5 Record
- 83 Log out

Listening


- 2 Play message/greeting
- 4 Previous message/greeting
- 6 Next message/greeting
- 76 Delete message
- 72 Play message envelope
- 73 Forward message
- 9 Call sender

Customizing Mailbox

- 82 Greeting menu
- 89 Spoken name menu
- 84 Change password

Create/send message

- 71 Send reply message
- 75 Create new message
- 70 Set message options
- 79 Send/unsend message



Another service of ITS at The University of Texas at Austin.

SmartVoice phone access


- 1 Call the SmartVoice server access number, (512) 232-1000.
- 2 Enter your box number, followed by the # sign.
TIP: If you're calling from your own line, you can just press the # sign.
- 3 Enter your SmartVoice password and press the # sign.

SmartVoice web access

<https://smartvoice.utexas.edu>

SmartVoice help

<http://www.utexas.edu/its/smartvoice>
ITS Help Desk: (512) 475-9400



General

- * Help
- # Cancel/stop
- 5 Record
- 83 Log out

Listening

- 2 Play message/greeting
- 4 Previous message/greeting
- 6 Next message/greeting
- 76 Delete message
- 72 Play message envelope
- 73 Forward message
- 9 Call sender

Customizing Mailbox

- 82 Greeting menu
- 89 Spoken name menu
- 84 Change password

Create/send message

- 71 Send reply message
- 75 Create new message
- 70 Set message options
- 79 Send/unsend message