

**Department Chair Workshop
A Primer on The University Budget**


**Stephen A. Monti
Executive Vice Provost**

August 16, 2007

2007-2008 Budget Summary

(Operating Budget)

\$ Millions

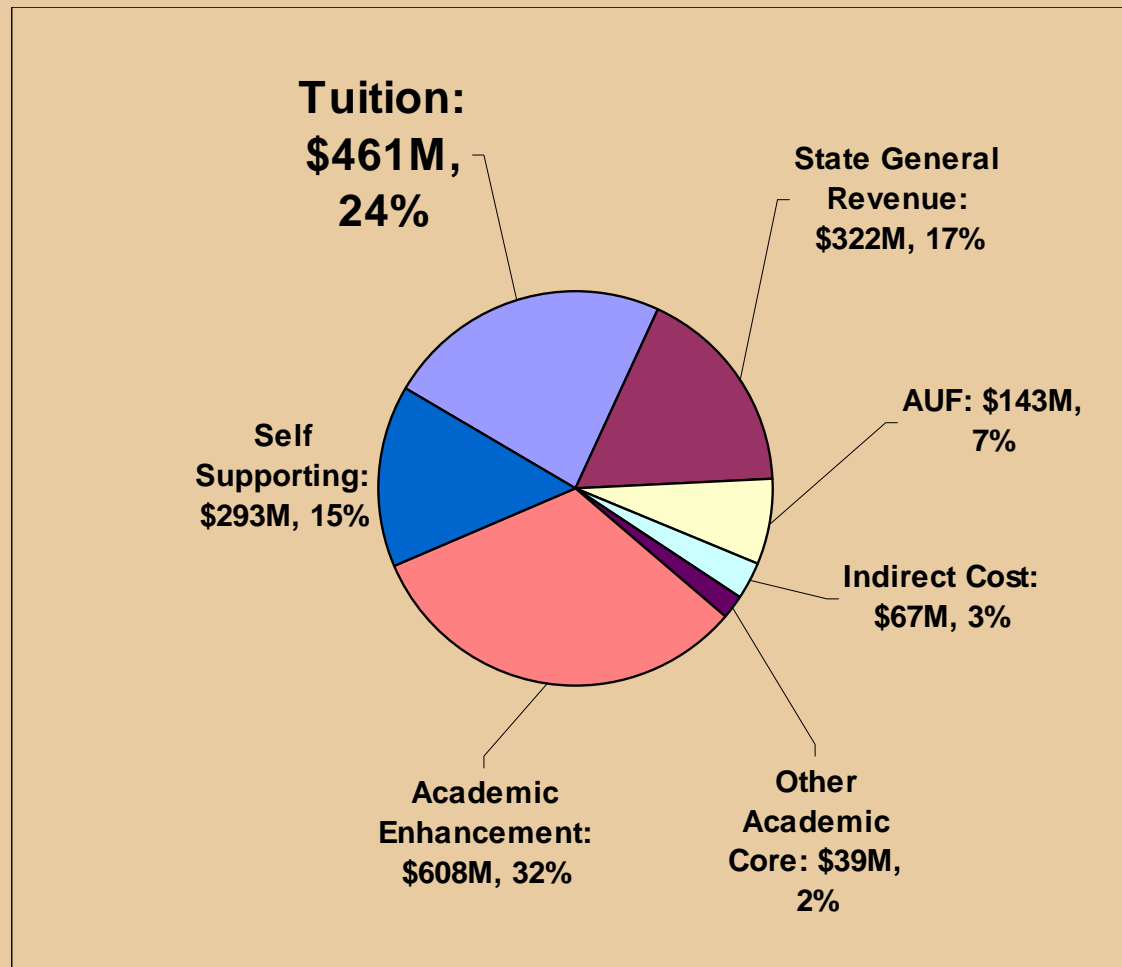


THE UNIVERSITY OF TEXAS AT AUSTIN

2007-2008 Total University Sources

(Operating Budget)

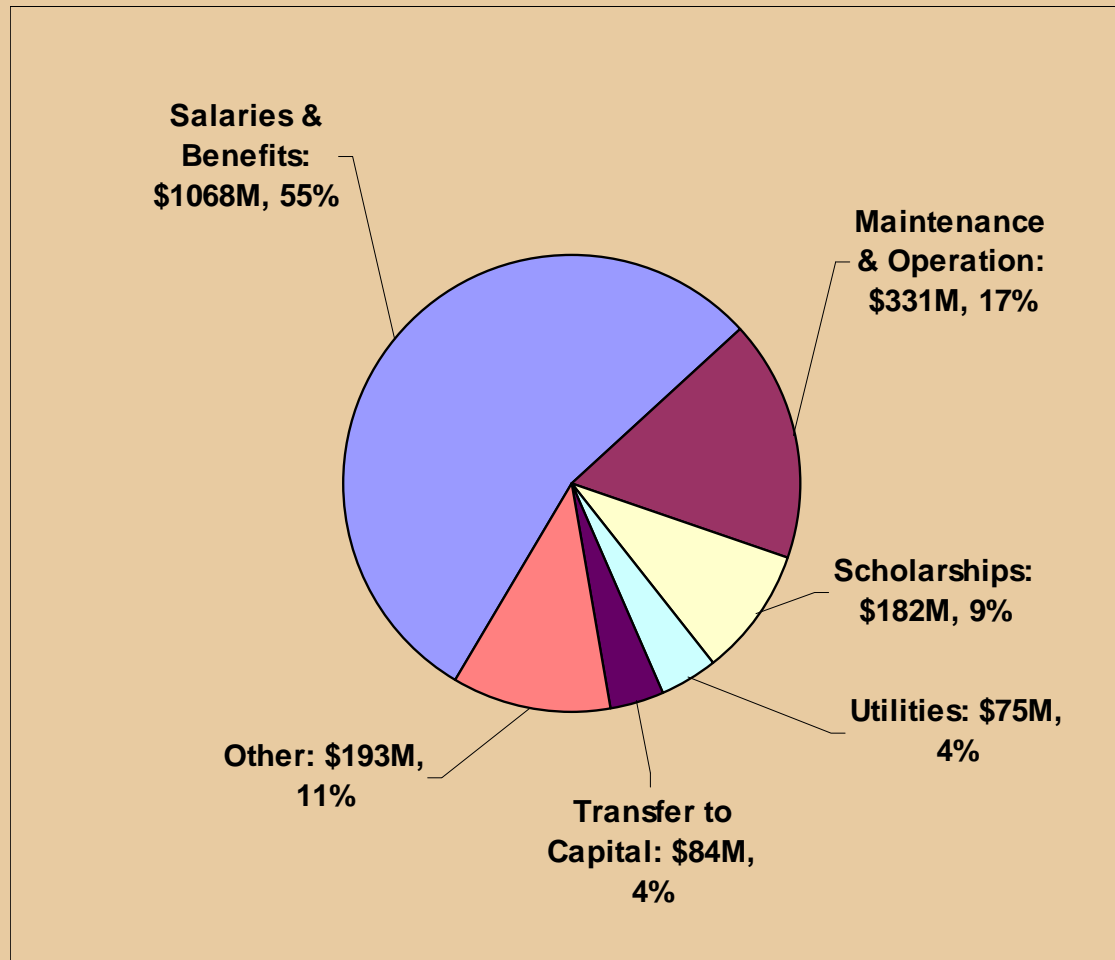
\$1.93 Billion



2007-2008 Total University Uses

(Operating Budget)

\$1.93 Billion

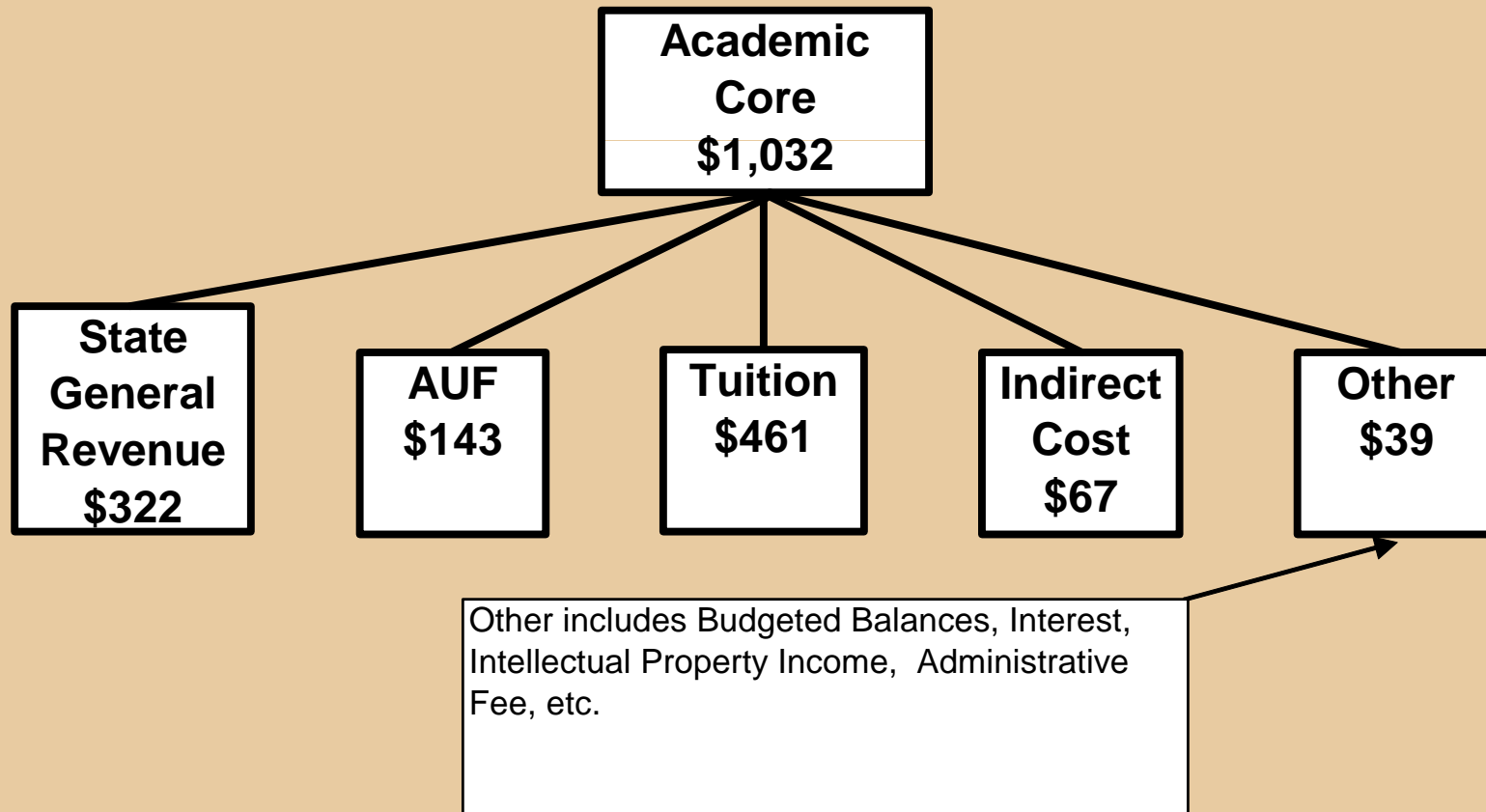


THE UNIVERSITY OF TEXAS AT AUSTIN

2007-2008 Budget

(Operating Budget)

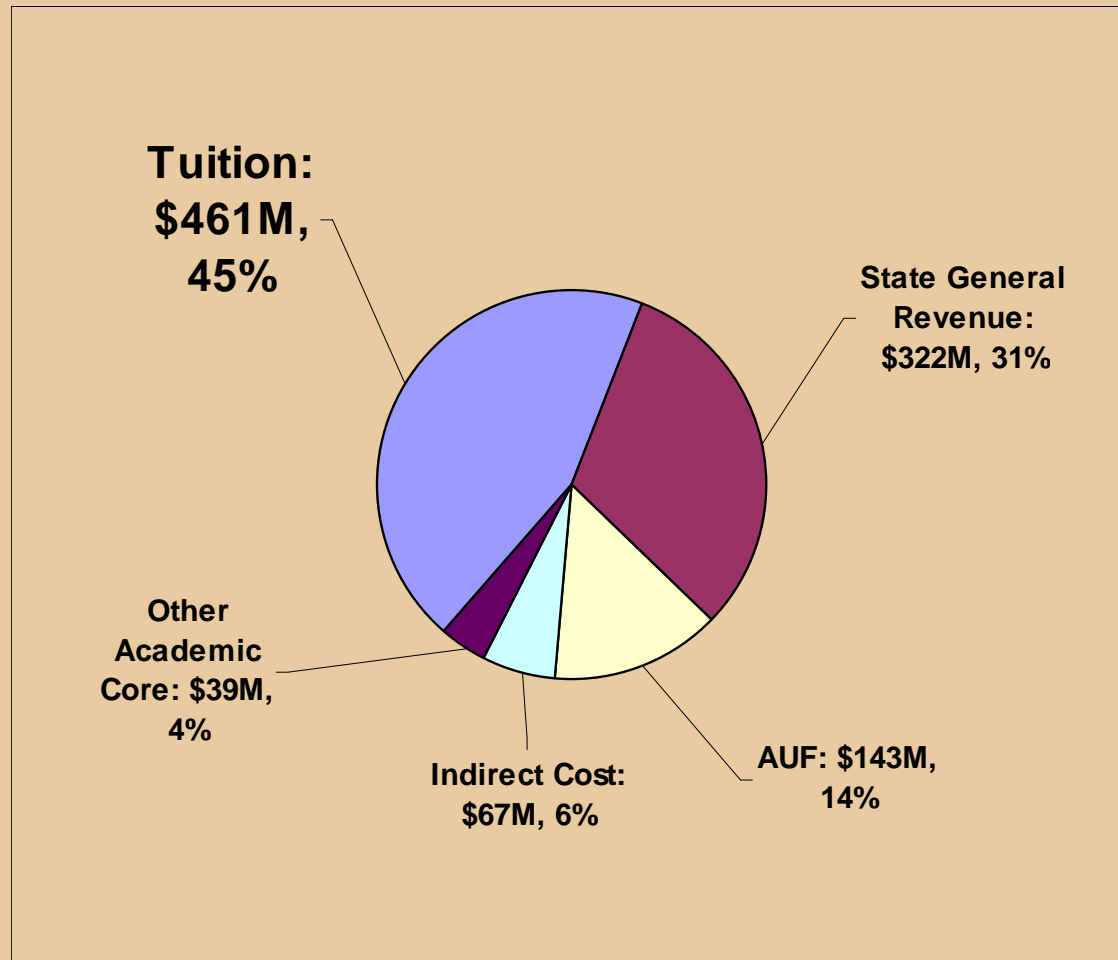
\$ Millions



2007-2008 Academic Core Sources

(Operating Budget)

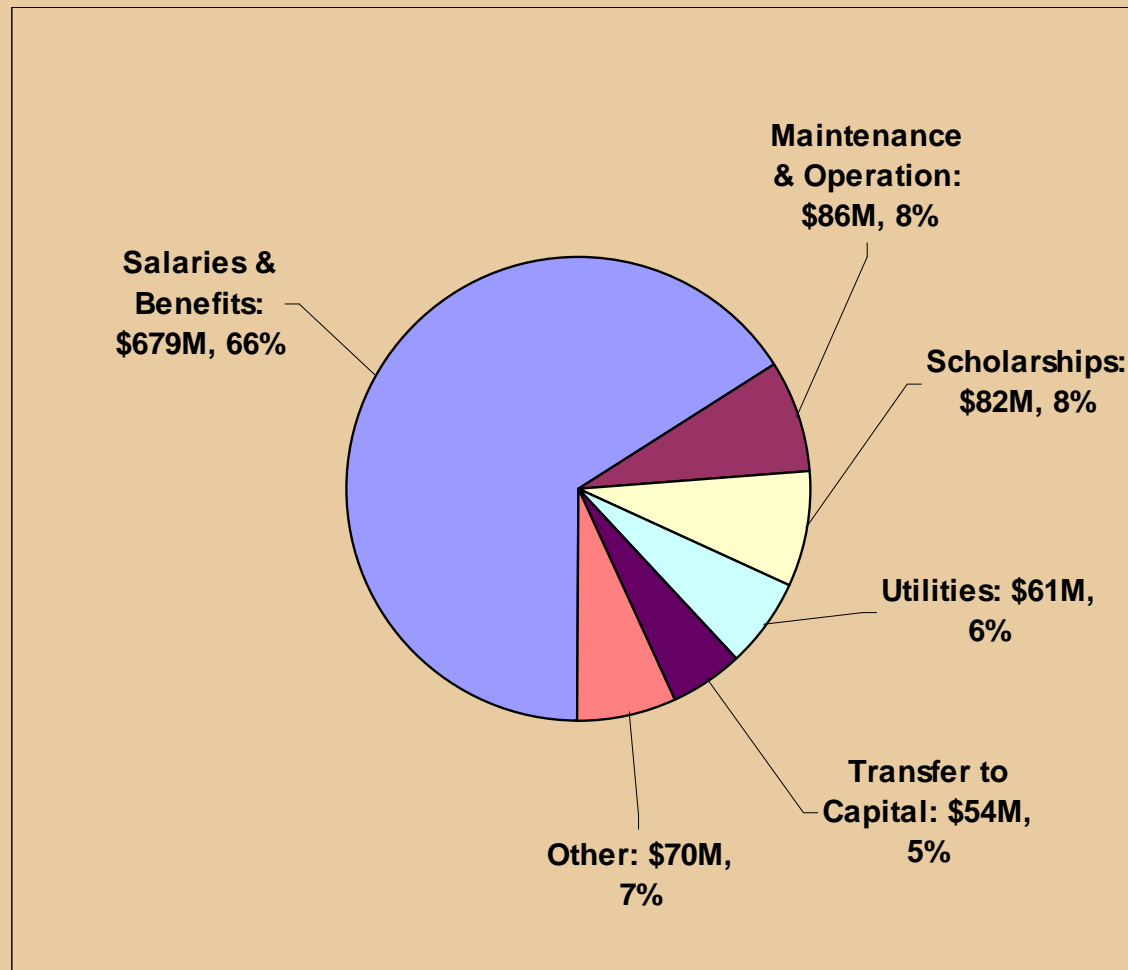
\$1,032 Million



2007-2008 Academic Core Uses

(Operating Budget)

\$1,032 Million

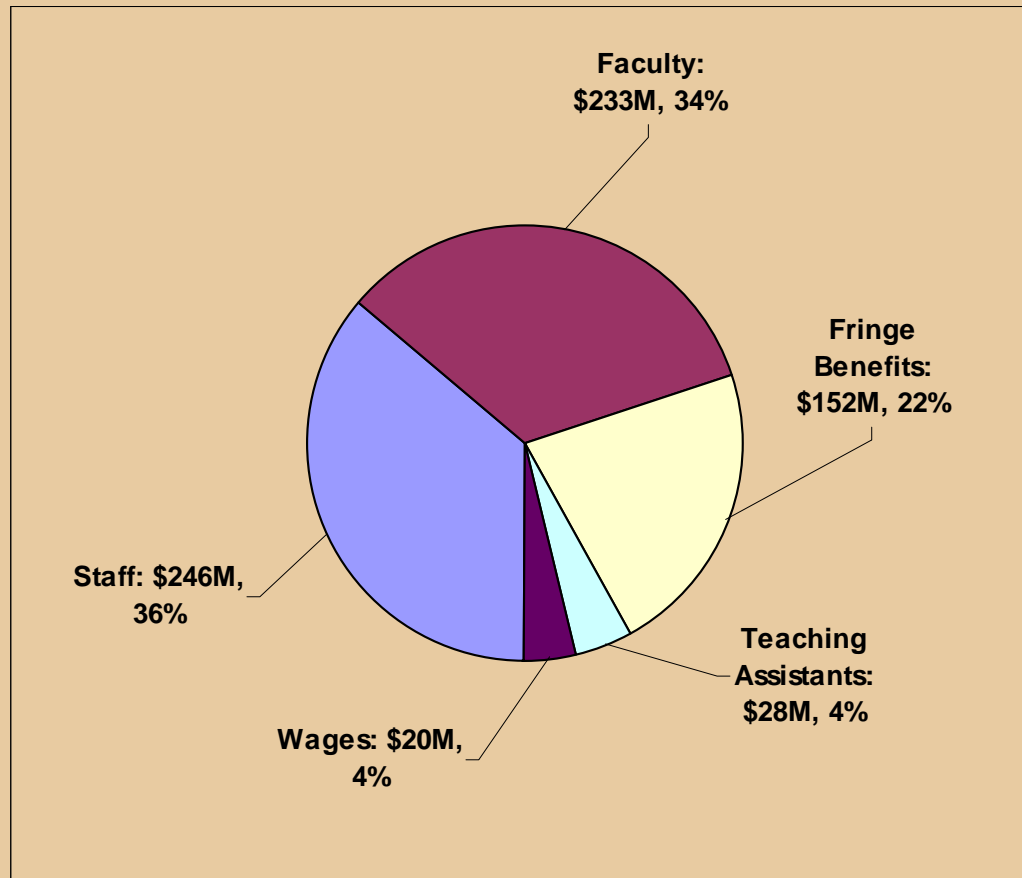


2007-2008 Academic Core

Salaries & Benefits

(Operating Budget)

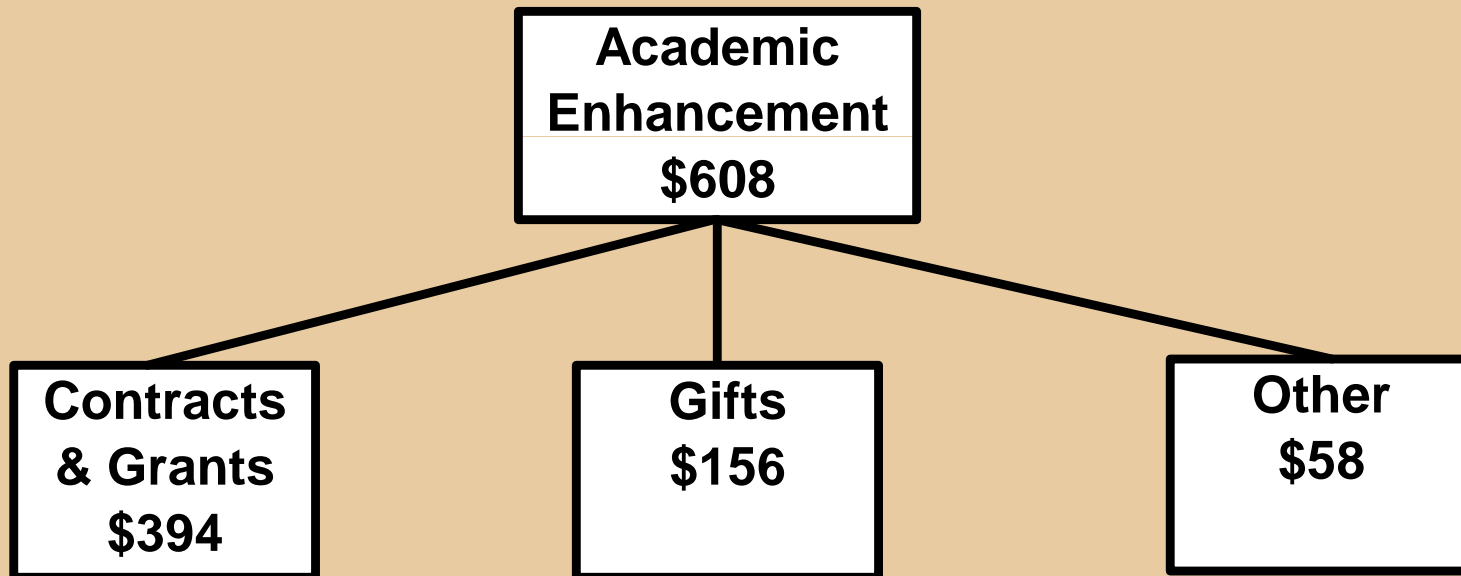
\$679 Million



2007-2008 Budget

(Operating Budget)

\$ Millions



Other includes income collected for specific academic purposes (Executive MBA, Field Trips, Orientation, Application, & Library fees, etc.)

THE UNIVERSITY OF TEXAS AT AUSTIN

2007-2008 Budget

(Operating Budget)

\$ Millions



The largest self supporting operations include:

Intercollegiate Athletics:	\$94M
Housing & Food:	\$65M
Continuing Education:	\$34M
Erwin Center:	\$16M
Parking & Transportation:	\$12M

Also included are the Performing Arts Center, UIL, University Health Services, Charter School, KUT, McDonald Observatory, etc.

**Summary of FY 2007-2008
Budget Changes**

THE UNIVERSITY OF TEXAS AT AUSTIN

FY 2007-08 BUDGET PLANNING SUMMARY

OPERATING BUDGET - ACADEMIC CORE

	<u>Incr/Decr from</u> <u>2006-07 to 2007-08</u>
<u>REVENUE INCREASES</u>	
GENERAL REVENUE INCREASES/REDUCTIONS:	
GENERAL REVENUE APPROPRIATIONS - Formula Funding Increase (includes Increases McDonald Observatory of \$1.5M, Tuition Revenue Bonds of \$8.9M, and Garner Museum of \$.4M)	17.8
GENERAL REVENUE APPROPRIATIONS - Section 54 - Marine Science Institute	1.0
GENERAL REVENUE - Staff Group Insurance (HEGI)	1.5
TOTAL GENERAL REVENUE INCREASES	<hr/> 20.3
OTHER E&G INCOME	
INTEREST AND ADMINISTRATIVE FEE INCOME	2.0
INDIRECT COST INCOME	0.0
TOTAL OTHER E&G INCREASE	<hr/> 2.0
OTHER REVENUE SOURCES:	
AVAILABLE UNIVERSITY FUND (AUF) (AUF increase from \$127.6M to \$143.6M in FY 06-07)	16.0
E&G/DESIGNATED TUITION FROM FLAT RATE (includes Energy Fee Reduction)	19.1
BALANCES	(2.1)
TOTAL OTHER REVENUE INCREASE	<hr/> 33.0
NET REVENUE INCREASE	<hr/> 55.3

THE UNIVERSITY OF TEXAS AT AUSTIN

FY 2007-08 BUDGET PLANNING SUMMARY

	TOTAL E&G (Incl Desg) Incr/Decr from <u>2006-07 to 2007-08</u>
<u>NEEDED BUDGET INCREASES</u>	
Salary and Benefits	
2007-08 FACULTY SALARY INCREASE (3%)	6.8
2007-08 STAFF SALARY INCREASE (2%)	6.5
FRINGE BENEFIT INCREASES RELATED SALARY INCREASES	1.4
NEW FACULTY POSITIONS (30 at \$60,000, plus \$500K fringes)	2.3
FACULTY PROMOTION INCREASES	0.5
TUITION ASSISTANCE BENEFITS (Teaching Assts, Asst Instructors, Grad Research)	0.2
FRINGE BENEFIT INCREASES	
Staff Group Insurance (estimated 6% increase)	3.9
Fringe Benefits for New Positions and TRS/ORP Changes	3.1
Subtotal Salary and Benefits	<hr/> 24.7
Educational Experience	
FY 07-08 TPAC - PROVOST AND COLLEGE ACADEMIC INITIATIVES	7.6
NATURAL SCIENCES/LIBERAL ARTS INSTRUCTIONAL DEFICIT	3.0
LIBRARY MATERIALS	0.8
HISTORY EXCELLENCE	1.3
Subtotal Educational Experience	<hr/> 12.7
Facilities and Utilities	
UTILITIES - RATE REDUCTION	(6.9)
NEW FACILITIES - MAINTENANCE	1.0
TRANSFER TO DEBT SERVICE - CAPITAL PROJECTS INSTRUCTIONAL FACILITIES	2.0
TUITION REVENUE BONDS FOR EXPERIMENTAL SCIENCE BUILDING	8.9
Subtotal Facilities and Utilities	<hr/> 5.0

THE UNIVERSITY OF TEXAS AT AUSTIN

FY 2007-08 BUDGET PLANNING SUMMARY

	<u>Incr/Decr from 2006-07 to 2007-08</u>
Other	
PROVOST'S COMMITMENTS FOR FY 07-08 (counter-offers, new deans, academic programs etc.)	2.5
REORGANIZATIONS AND NEW OFFICES (Compliance, Diversity, Undergraduate Studies, Admissions-Rio Grande Valley, etc)	1.5
STUDENT SERVICE ACTIVITY BUDGET INCREASES	1.4
INDIRECT COST RETURN - RESEARCH INFRASTRUCTURE	0.2
GRADUATE FELLOWSHIPS	0.8
SCHOLARSHIPS BASED ON 07-08 FINANCIAL AID SET-ASIDE	9.4
TUITION PUBLIC EDUCATION GRANTS (TPEG)	(0.1)
TEXAS TOMORROW FUND	1.4
B-ON-TIME SCHOLARSHIPS	0.7
SPECIAL ITEM INCREASES (McDonald Obs, Garner Museum, Marine Sci Inst)	2.7
INFORMATION TECHNOLOGY DEFICIT	5.0
OTHER MISCELLANEOUS - VP BUDGET REQUESTS	1.0
Subtotal Other	<u>26.4</u>
TOTAL BUDGET INCREASES	68.7
SUBTOTAL BUDGET (SHORTFALL)/SURPLUS	(13.4)
ADJUSTMENTS TO FINANCIAL AID PROGRAM AND USE OF BALANCES	4.8
2% COLLEGE AND ADMINISTRATIVE UNIT BUDGET REDUCTION - CURRENT ESTIMA	12.6
ADJUSTED BUDGET (SHORTFALL)/SURPLUS	4.0
RESERVE FOR FY 08-09 RECURRING BUDGET (available for one-time uses in FY 07-08)	(4.0)
NET BUDGET (SHORTFALL)/SURPLUS	(0)